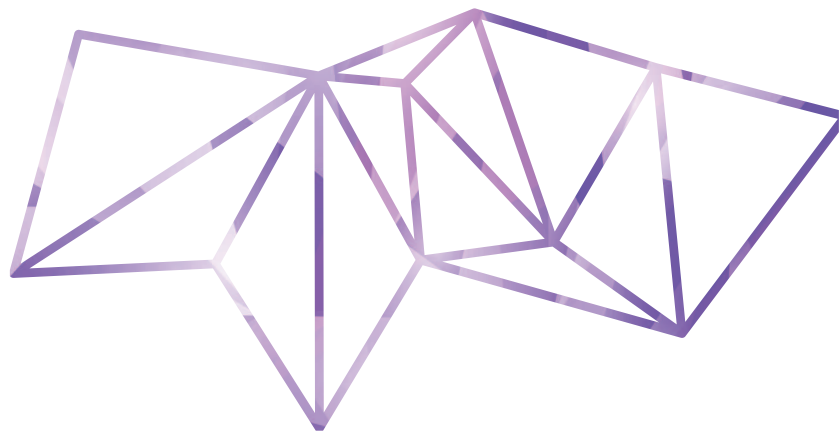


ND CAPS

05

PÉS E TAMPAS

FEET AND CAPS



TAMPAS

136 NIVELADORES
LEVELLERS

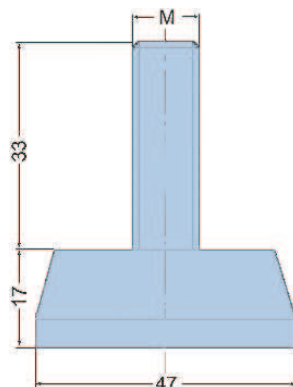
139 PLACAS SOLDÁVEIS
MOUNTING PLATES

140 PÉS DE ENCAIXE REGULÁVEIS
ADJUSTABLE FOOT INSERTS

151 PÉS PARA MÓVEIS E EQUIPAMENTOS
EQUIPMENT FEET

158 TAMPAS PARA TUBO
PLASTIC CAPS

161 PÉS DE BORRACHA
RUBBER FEET

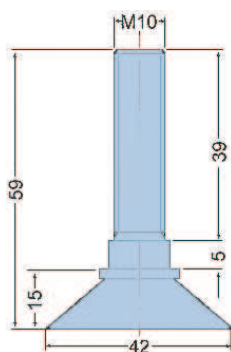


PN.560-661

Niveladores pretos com parafuso em aço galvanizado ou inox

Black levellers with galvanized or stainless steel screw

	ROSCA THREAD	BASE	PARAFUSO SCREW	KG
PN.560	M10	PVC	GALVANIZADO . GALVANIZED	0.055
PN.560 I	M10	PVC	INOX . STAINLESS STEEL	0.055
PN.561	M12	PVC	GALVANIZADO . GALVANIZED	0.070
PN.561 I	M12	PVC	INOX . STAINLESS STEEL	0.070
PN.660	M10	PA	GALVANIZADO . GALVANIZED	0.055
PN.660 I	M10	PA	INOX . STAINLESS STEEL	0.055
PN.661	M12	PA	GALVANIZADO . GALVANIZED	0.070
PN.661 I	M12	PA	INOX . STAINLESS STEEL	0.070

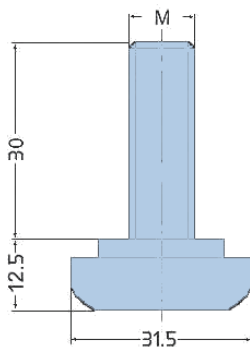


PN.662

Niveladores em poliamida (PA) com parafuso em aço galvanizado

Polyamide (PA) levellers with galvanized steel screw

	ROSCA THREAD	BASE	PARAFUSO SCREW	COR COLOUR	KG
PN.662	M10	PA	GALV. . GALVANIZED	PRETO-BLACK	0.050
PN.662 B	M10	PA	GALV. . GALVANIZED	BRANCO-WHITE	0.050



PN.663-664

Niveladores em poliamida (PA) preta com parafuso em aço galvanizado ou inox

Black polyamide (PA) levellers with galvanized or stainless steel screw

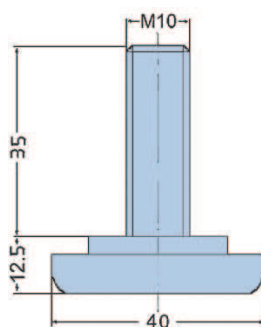
	ROSCA THREAD	BASE	PARAFUSO SCREW	KG
PN.663	M8	PA	GALVANIZADO . GALVANIZED	0.025
PN.663 I	M8	PA	INOX . STAINLESS STEEL	0.025
PN.664	M10	PA	GALVANIZADO . GALVANIZED	0.035
PN.664 I	M10	PA	INOX . STAINLESS STEEL	0.035

PN.665

Niveladores em poliamida (PA) preta com parafuso em aço galvanizado ou inox

Black polyamide (PA) levellers with galvanized or stainless steel screw

	ROSCA THREAD	BASE BASE	PARAFUSO SCREW	KG
PN.665	M10	PA	GALVANIZADO . GALVANIZED	0.045
PN.665 I	M10	PA	INOX . STAINLESS STEEL	0.045

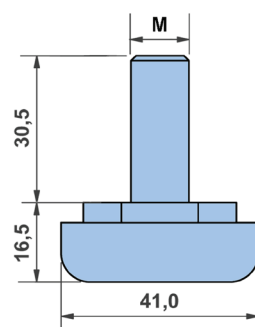


PN.566-667

Niveladores pretos com parafuso em aço galvanizado ou inox

Black levellers with galvanized or stainless steel screw

	ROSCA THREAD	BASE BASE	PARAFUSO SCREW	KG
PN.566	M10	PVC	GALVANIZADO . GALVANIZED	0.045
PN.566 I	M10	PVC	INOX . STAINLESS STEEL	0.045
PN.567	M12	PVC	GALVANIZADO . GALVANIZED	0.055
PN.567 I	M12	PVC	INOX . STAINLESS STEEL	0.055
PN.666	M10	PA	GALVANIZADO . GALVANIZED	0.045
PN.666 I	M10	PA	INOX . STAINLESS STEEL	0.045
PN.667	M12	PA	GALVANIZADO . GALVANIZED	0.055
PN.667 I	M12	PA	INOX . STAINLESS STEEL	0.055

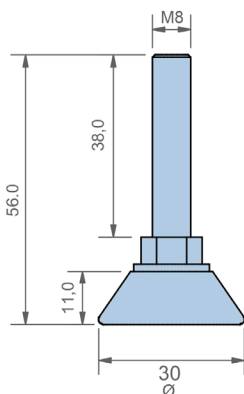


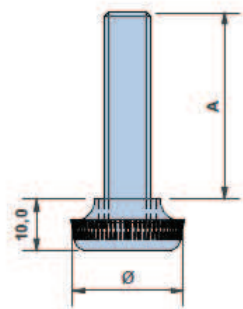
PN.668

Niveladores em poliamida (PA) com parafuso em aço galvanizado

Polyamide (PA) levellers with galvanized steel screw

	ROSCA THREAD	BASE BASE	PARAFUSO SCREW	COR COLOUR	KG
PN.668	M8	PA	GALV. . GALVANIZED	PRETO-BLACK	0.030
PN.668 B	M8	PA	GALV. . GALVANIZED	BRANCO-WHITE	0.030



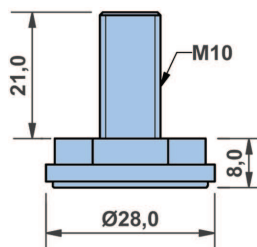


PN.800-805

Niveladores em poliamida (PA) com parafuso em aço galvanizado

Polyamide (PA) levellers with galvanized steel screw

	A	ROSCA THREAD	Ø	PARAFUSO SCREW	COR COLOUR	KG
PN.800	10	M4	16	GALV. · GALVANIZED	BRANCO · WHITE	0.010
PN.801	40	M8	25	GALV. · GALVANIZED	PRETO · BLACK	0.020
PN.805	27	M6	24	GALV. · GALVANIZED	PRETO · BLACK	0.015



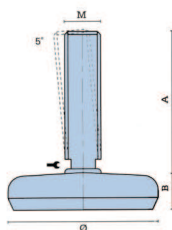
PN.802

Niveladores em poliamida (PA) preta com parafuso em aço galvanizado

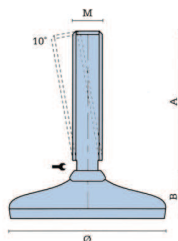
Black polyamide (PA) levellers with galvanized steel screw

	ROSCA THREAD	Ø	PARAFUSO SCREW	KG
PN.802	M10	28	GALVANIZADO · GALVANIZED	0.020

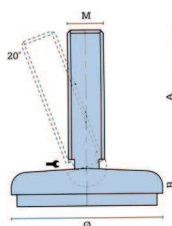
MOD.M



MOD.H *



MOD.K *



PN.M / PN.H / PN.K

Niveladores de máquina em aço inox
Permitem inclinações do solo entre 5° e 20°

*Stainless steel machine levellers
Allows slopes between 5° and 20°*


	A	B	ROSCA THREAD	Ø
PN.M40-12-050	50	20	M12	40
PN.M40-12-070	70	20	M12	40
PN.M40-12-100	100	20	M12	40
PN.M40-16-070	70	20	M16	40
PN.M40-16-100	100	20	M16	40
PN.M50-12-050	50	21	M12	50
PN.M50-12-070	70	21	M12	50
PN.M50-12-100	100	21	M12	50
PN.M50-16-070	70	21	M16	50
PN.M75-12-050	50	22	M12	75
PN.M75-12-070	70	22	M12	75
PN.M75-12-100	100	22	M12	75
PN.M75-16-100	100	22	M16	75


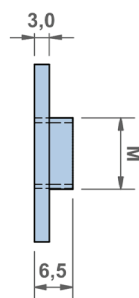
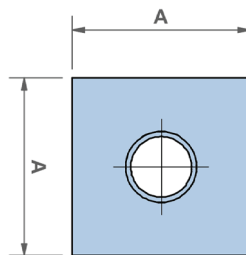
✓ Modelos sob consulta *
*Models on request **

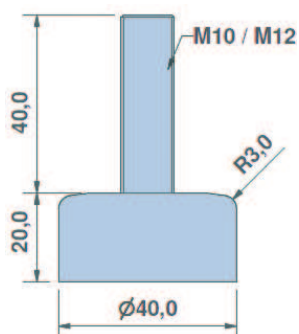
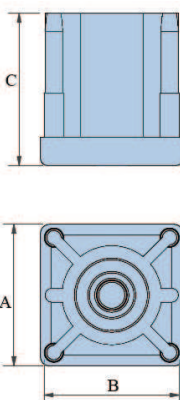
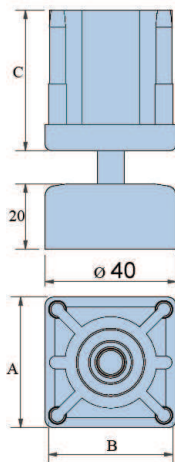
PN.P

Placas soldáveis em inox AISI 304

Stainless steel AISI 304 mounting plates

	ROSCA (M) THREAD (M)	A	 KG
PN.P2525M10	M10	25x25	0.010
PN.P2525M12	M12	25x25	0.010
PN.P3030M10	M10	30x30	0.020
PN.P3030M12	M12	30x30	0.020
PN.P3535M10	M10	35x35	0.030
PN.P3535M12	M12	35x35	0.030
PN.P4040M10	M10	40x40	0.035
PN.P4040M12	M12	40x40	0.035
PN.P4040M16	M16	40x40	0.035
PN.P5050M10	M10	50x50	0.060
PN.P5050M12	M12	50x50	0.060
PN.P5050M16	M16	50x50	0.060





PN.576-581

Pés reguláveis, com base em poliamida (PA) preta, niveladores em PVC preto, parafuso/porca em aço galvanizado ou inox

Black polyamide (PA) adjustable feet inserts, black PVC leveller with galvanized or stainless steel screw/nut

	A	B	C	ROSCA THREAD	PARAFUSO/PORCA SCREW/NUT	KG
PN.576	30	28.5	33	M10	GALVANIZADO · GALVANIZED	0.105
PN.576 I	30	28.5	33	M10	INOX · STAINLESS STEEL	0.105
PN.577	30	28.5	33	M12	GALVANIZADO · GALVANIZED	0.115
PN.577 I	30	28.5	33	M12	INOX · STAINLESS STEEL	0.115
PN.580	40	38.7	42	M10	GALVANIZADO · GALVANIZED	0.125
PN.580 I	40	38.7	42	M10	INOX · STAINLESS STEEL	0.125
PN.581	40	38.7	42	M12	GALVANIZADO · GALVANIZED	0.135
PN.581 I	40	38.7	42	M12	INOX · STAINLESS STEEL	0.135

PN.582-585

Base em poliamida (PA) preta para pés reguláveis, com porca em aço galvanizado ou inox

Black polyamide (PA) base for feet inserts, with galvanized or stainless steel nut

	A	B	C	ROSCA THREAD	PORCA NUT	KG
PN.582	40	38.2	42	M10	GALVANIZADO · GALVANIZED	0.055
PN.582 I	40	38.2	42	M10	INOX · STAINLESS STEEL	0.055
PN.583	40	38.2	42	M12	GALVANIZADO · GALVANIZED	0.050
PN.583 I	40	38.2	42	M12	INOX · STAINLESS STEEL	0.050
PN.584	30	28.5	33	M10	GALVANIZADO · GALVANIZED	0.040
PN.584 I	30	28.5	33	M10	INOX · STAINLESS STEEL	0.040
PN.585	30	28.5	33	M12	GALVANIZADO · GALVANIZED	0.030
PN.585 I	30	28.5	33	M12	INOX · STAINLESS STEEL	0.030

PN.578-579

Niveladores em PVC preto com parafuso em aço galvanizado ou inox

Black PVC leveller with galvanized or stainless steel screw

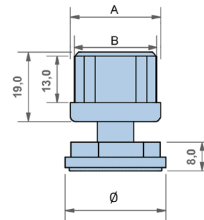
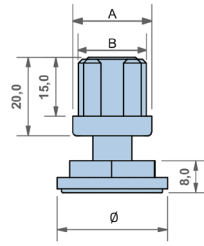
	ROSCA THREAD	Ø	PARAFUSO SCREW	KG
PN.578	M12	40	GALVANIZADO · GALVANIZED	0.080
PN.578 I	M12	40	INOX · STAINLESS STEEL	0.080
PN.579	M10	40	GALVANIZADO · GALVANIZED	0.065
PN.579 I	M10	40	INOX · STAINLESS STEEL	0.065

PN.596-599

Pés reguláveis em poliamida (PA) preta com parafusos em aço galvanizado

Black polyamide (PA) adjustable feet inserts with galvanized screw

	A	B	ROSCA THREAD	Ø	PARAFUSO SCREW	KG
PN.596	20	17.3	M10	28	GALVANIZADO · GALVANIZED	0.020
PN.598	25	23.0	M10	-	-	0.005
PN.599	25	23.0	M10	28	GALVANIZADO · GALVANIZED	0.025



PN.596



PN.599



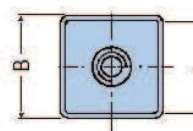
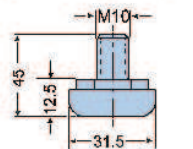
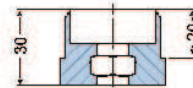
PN.598

PN.600-603

Pés reguláveis em poliamida (PA) preta com parafusos/porca em aço galvanizado ou inox
Altura máxima - 35mm

Black polyamide (PA) adjustable feet inserts with galvanized or stainless steel screw/nut
Max height - 35mm

	A	B	ROSCA THREAD	PARAFUSO/PORCA SCREW/NUT	KG
PN.600	27.8	29.3	M10	GALVANIZADO · GALVANIZED	0.055
PN.600 I	27.8	29.3	M10	INOX · STAINLESS STEEL	0.060
PN.601	28.5	31.8	M10	GALVANIZADO · GALVANIZED	0.060
PN.601 I	28.5	31.8	M10	INOX · STAINLESS STEEL	0.060
PN.602	27.8	29.3	M10	GALVANIZADO · GALVANIZED	0.020
PN.602 I	27.8	29.3	M10	INOX · STAINLESS STEEL	0.020
PN.603	28.5	31.8	M10	GALVANIZADO · GALVANIZED	0.025
PN.603 I	28.5	31.8	M10	INOX · STAINLESS STEEL	0.025



PN.600/PN.601



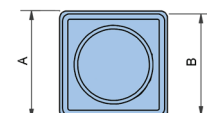
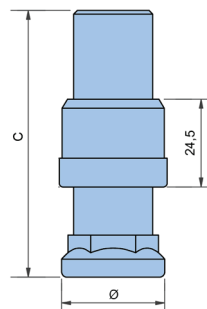
PN.602/PN.603

PN.608-609

Pés reguláveis em alumínio natural com nivelador em poliamida (PA) preta

Natural aluminium adjustable feet inserts with black polyamide(PA) leveller

	A	B	C	Ø	KG
PN.608	30	28.2	74	30	0.050
PN.609	40	37.8	100	40	0.100

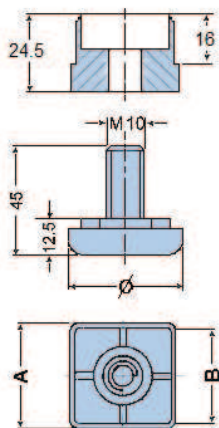




PN.605/PN.606



PN.604/PN.607



PN.604-607

Pés reguláveis em alumínio natural com niveladores em poliamida (PA) preta e parafuso em aço galvanizado ou inox
Altura máxima - 30mm

*Natural aluminium adjustable feet inserts with black polyamide (PA) leveller feet and galvanized or stainless steel screw
Max height - 30mm*

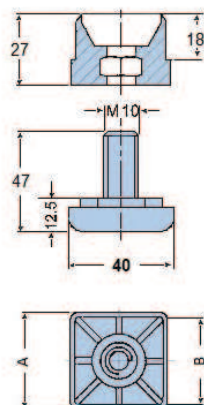
	A	B	ROSCA THREAD	Ø	PARAFUSO SCREW	KG
PN.605	30	28.2	M10	31.5	GALVANIZADO · GALVANIZED	0.080
PN.605 I	30	28.2	M10	31.5	INOX · STAINLESS STEEL	0.080
PN.606	40	37.8	M10	40	GALVANIZADO · GALVANIZED	0.090
PN.606 I	40	37.8	M10	40	INOX · STAINLESS STEEL	0.095
PN.604	30	28.2	M10	-	-	0.045
PN.607	40	37.8	M10	-	-	0.055



PN.610/PN.610 I



PN.611/PN.611 I

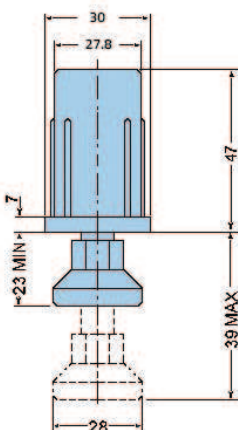


PN.610-611

Pés reguláveis em poliamida (PA) preta com parafuso/porca em aço galvanizado ou inox
Altura máxima - 35mm

*Black polyamide (PA) adjustable feet inserts with galvanized or stainless steel screw/nut
Max height - 35mm*

	A	B	ROSCA THREAD	Ø	PARAFUSO/PORCA SCREW/NUT	KG
PN.610	40	39	M10	40	GALVANIZADO · GALVANIZED	0.070
PN.610 I	40	39	M10	40	INOX · STAINLESS STEEL	0.070
PN.611	40	39	M10	-	GALVANIZADO · GALVANIZED	0.030
PN.611 I	40	39	M10	-	INOX · STAINLESS STEEL	0.030



PN.620

Pés reguláveis em poliamida (PA) preta com parafuso/porca em aço galvanizado

Black polyamide (PA) adjustable feet inserts with galvanized screw/nut

PN.620 - Preto / Black

PN.620 C - Cinza / Grey

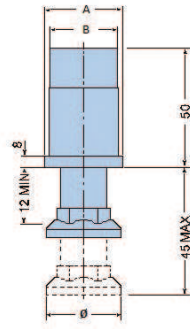
	ROSCA THREAD	PARAFUSO/PORCA SCREW/NUT	COR COLOUR	KG
PN.620	M10	GALVANIZADO · GALVANIZED	PRETO · BLACK	0.090
PN.620 C	M10	GALVANIZADO · GALVANIZED	CINZA · GREY	0.090

PN.621-622

Pés reguláveis em polipropileno (PP) com nivelador em ABS

Polypropylene (PP) adjustable feet inserts with ABS leveller

	A	B	Ø	COR COLOUR	KG
PN.621	30	27.9	29	PRETO · BLACK	0.040
PN.621 C	30	27.9	29	CINZA · GREY	0.040
PN.622	40	37.5	39	PRETO · BLACK	0.090

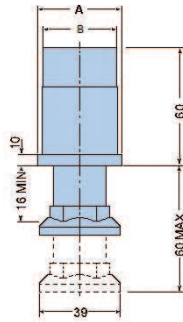


PN.623

Pés reguláveis em polipropileno (PP) preto com nivelador em ABS

Black polypropylene (PP) adjustable feet inserts with ABS leveller

	A	B	KG
PN.623	Ø40	Ø38	0.080

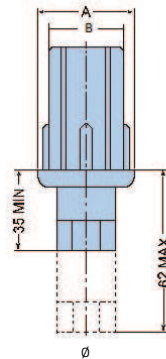


PN.624-625

Pés reguláveis em polipropileno (PP) preto

Black polypropylene (PP) adjustable feet inserts

	A	B	Ø	KG
PN.624	38	36.6	21	0.040
PN.625	40	38.8	24	0.050

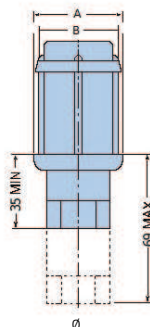


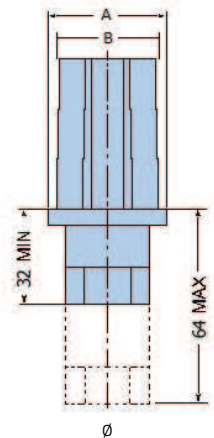
PN.626

Pés reguláveis em zamak niquelado com nivelador revestido a aço inox

Nickel plated zamak adjustable feet insert with stainless steel clad

	A	B	Ø	KG
PN.626	Ø40	38.5	30	0.200





PN.628

Pés reguláveis em zamak natural com nivelador revestido a aço inox

Natural zamak adjustable feet insert with stainless steel clad

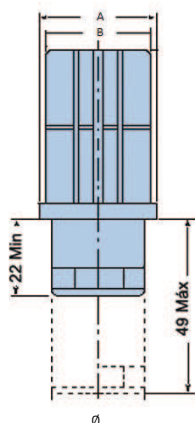
	A	B	Ø	KG
PN.628	40	38.3	30	0.200

PN.700

Pés reguláveis em zamak natural;

Natural zamak adjustable feet insert;

	A	B	Ø	KG
PN.700	40	38.3	29.1	0.180

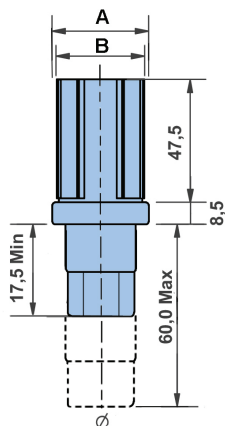


PN.629

Pés reguláveis em zamak natural

Natural zamak adjustable feet insert

	A	B	Ø	KG
PN.629	35	32.7	23	0.150



PN.730

Pé regulável em polipropileno (PP) revestido a inox

Polypropylene (PP) adjustable feet inserts with stainless steel clad

	A	B	Ø	KG
PN.730	37	33	27	0.056

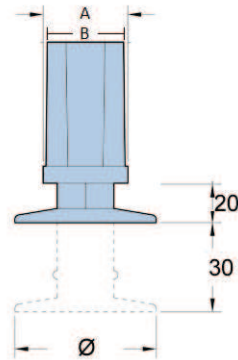


PN.740

Pés reguláveis em zamak niquelado, nivelador com base de Ø50

Nickel plated zamak adjustable feet inserts with Ø50 flange

	A	B	Ø	KG
PN.740	35	32.7	50	0.145



COMPONENT
HARDWARE

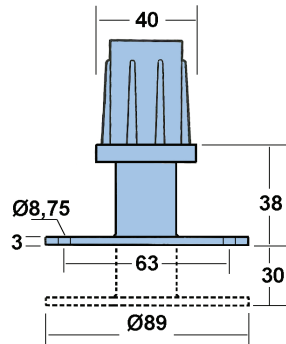
PN.741 - PN.741-1

Pés reguláveis em zamak niquelado, com nivelador em aço inox com base de Ø89

Nickel plated zamak adjustable feet inserts with stainless steel Ø89 flanged leveller

PN.741 - Sem furos na base / *No mounting holes*

PN.741-1 - Com furos na base / *With mounting holes*



COMPONENT
HARDWARE

145

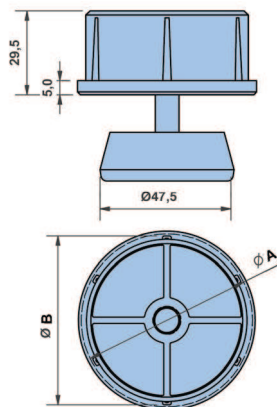
PN.669 - PN.670-1

Pés reguláveis em poliamida (PA) preta com parafusos em aço galvanizado

Black polyamide (PA) adjustable feet inserts with galvanized screws

	ØA	ØB	KG
PN.669 *	62.8	58.2	0.103
PN.669-1	50.0	48.0	0.073
PN.669-2 *	50.0	48.0	0.093
PN.670	62.8	58.2	0.032
PN.670-1	50.0	48.0	0.021

☑ * Fornecedor com porca e anilha M10 em aço galvanizado
* Supplied with galvanized steel M10 nut and washer



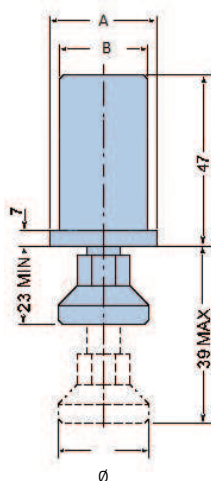
PN.669 - PN.669-2



PN.670 - PN.670-1



TC.2523
Tampa 25x23mm;
Cap 25x23mm;



PN.710

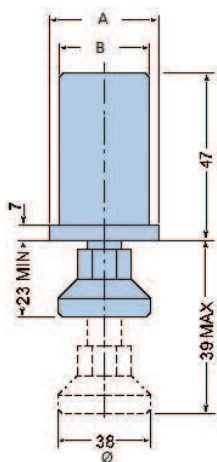
Pés reguláveis em poliamida (PA) preta e parafuso/porca em aço galvanizado, para estantaria

Opção: TC.2523

Black polyamide (PA) adjustable feet insert and galvanized steel screw/nut, for shelves

Option: TC.2523

	A	B	ROSCA THREAD	Ø	KG
PN.710	30	25x23	M10	38	0.090

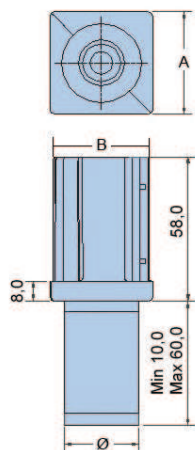


PN.712

Pés reguláveis em poliamida (PA) preta e parafuso/porca em aço galvanizado

Black polyamide (PA) adjustable feet insert and galvanized steel screw/nut

	A	B	ROSCA THREAD	Ø	KG
PN.712	Ø30	Ø28	M10	38	0.100



PN.704

Pés reguláveis pequenos em poliamida (PA) com niveladores redondos em inox

Polyamide (PA) small adjustable feet insert with round stainless steel adjuster

	A	B	Ø	COR COLOUR	KG
PN.704	40	38.2	30	PRETO · BLACK	0.080
PN.704 C	40	38.2	30	CINZA · GREY	0.080

Outras cores sob consulta
Other colours upon request

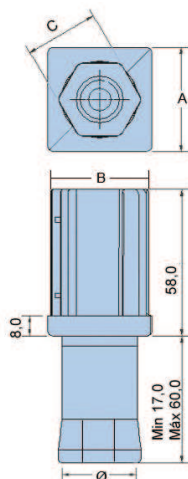
PN.705

Pés reguláveis pequenos em poliamida (PA) com niveladores sextavados em inox

Polyamide (PA) small adjustable feet insert with hexagonal stainless steel adjuster

	A	B	C	Ø	COR COLOUR	KG
PN.705	40	38.2	29	30	PRETO · BLACK	0.080
PN.705 C	40	38.2	29	30	CINZA · GREY	0.080

Ⓞ Outras cores sob consulta
Other colours upon request



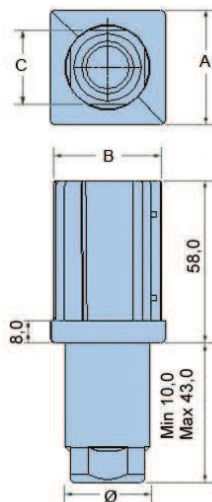
PN.706

Pés reguláveis pequenos em poliamida (PA) com niveladores facetados

Polyamide (PA) small adjustable feet insert with faceted adjuster

	A	B	C	Ø	COR COLOUR	KG
PN.706	40	38.2	27	30	PRETO · BLACK	0.060
PN.706 C	40	38.2	27	30	CINZA · GREY	0.060

Ⓞ Outras cores sob consulta
Other colours upon request



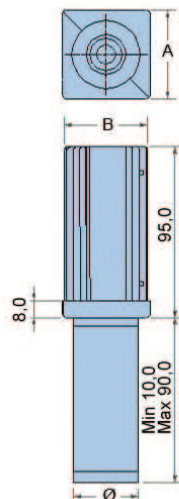
PN.707

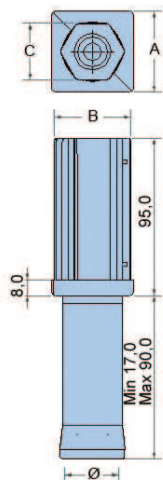
Pés reguláveis grandes em poliamida (PA) com niveladores redondos em inox

Polyamide (PA) large adjustable feet insert with round stainless steel adjuster

	A	B	Ø	COR COLOUR	KG
PN.707	40	38.2	30	PRETO · BLACK	0.105
PN.707 C	40	38.2	30	CINZA · GREY	0.105

Ⓞ Outras cores sob consulta
Other colours upon request





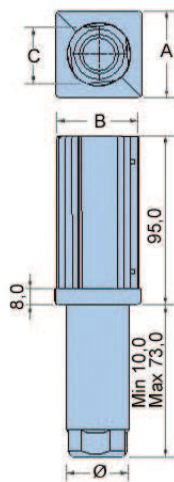
PN.708

Pés reguláveis grandes em poliamida (PA) com niveladores sextavados em inox

Polyamide (PA) large adjustable feet insert with hexagonal stainless steel adjuster

	A	B	C	Ø	COR COLOUR	KG
PN.708	40	38.2	29	30	PRETO · BLACK	0.110
PN.708 C	40	38.2	29	30	CINZA · GREY	0.110

Outras cores sob consulta
Other colours upon request



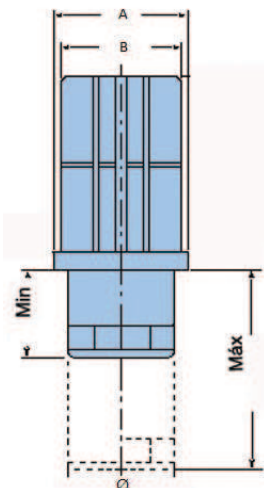
PN.709

Pés reguláveis grandes em poliamida (PA) com niveladores facetados

Polyamide (PA) large adjustable feet insert with faceted adjuster

	A	B	C	Ø	COR COLOUR	KG
PN.709	40	38.2	26.5	30	PRETO · BLACK	0.090
PN.709 C	40	38.2	26.5	30	CINZA · GREY	0.090

Outras cores sob consulta
Other colours upon request



PN.724 C - PN.725 C

Pés reguláveis pequenos em polipropileno (PP) cinza com niveladores sextavados

Grey polypropylene (PP) small adjustable feet insert with hexagonal adjuster

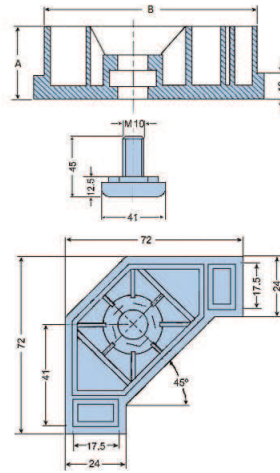
	A	B	Ø	MIN - MÁX (MM)	KG
PN.724 C	30	27.9	18	15 - 46	0.020
PN.725 C	35	32.9	27	23 - 60	0.035

PN.630

Pés reguláveis angulares em poliamida (PA) preta com parafuso/porca em aço galvanizado ou inox

Black polyamide (PA) angular adjustable feet insert with galvanized or stainless steel screw/nut

	A	B	ROSCA THREAD	PARAFUSO/PORCA SCREW/NUT	KG
PN.630	30	91	M10	GALVANIZADO · GALVANIZED	0.100
PN.630 I	30	91	M10	INOX · STAINLESS STEEL	0.100

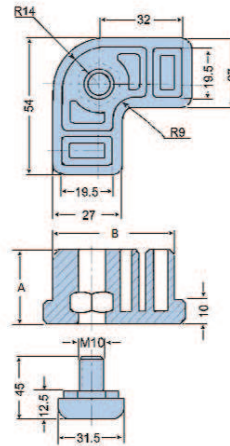


PN.631

Pés reguláveis angulares em poliamida (PA) preta com parafuso/porca em aço galvanizado ou inox

Black polyamide (PA) angular adjustable feet insert with galvanized or stainless steel screw/nut

	A	B	ROSCA THREAD	PARAFUSO/PORCA SCREW/NUT	KG
PN.631	30	45.2	M10	GALVANIZADO · GALVANIZED	0.080
PN.631 I	30	45.2	M10	INOX · STAINLESS STEEL	0.080

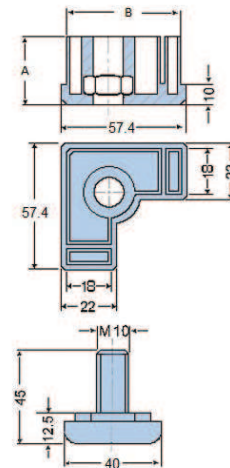


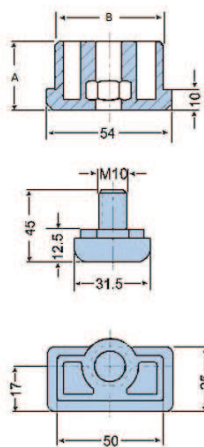
PN.632

Pés reguláveis angulares em poliamida (PA) preta com parafuso/porca em aço galvanizado ou inox

Black polyamide (PA) angular adjustable feet insert with galvanized or stainless steel screw/nut

	A	B	ROSCA THREAD	PARAFUSO/PORCA SCREW/NUT	KG
PN.632	28	53.6	M10	GALVANIZADO · GALVANIZED	0.090
PN.632 I	28	53.6	M10	INOX · STAINLESS STEEL	0.090



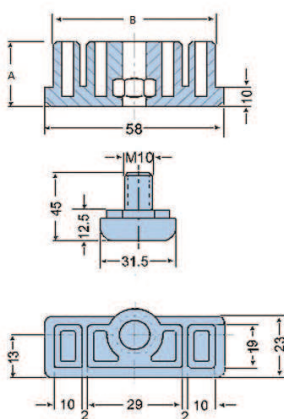


PN.633

Pés reguláveis retangulares em poliamida (PA) preta com parafuso/porca em aço galvanizado ou inox

Black polyamide (PA) rectangular adjustable feet insert with galvanized or stainless steel screw/nut

	A	B	ROSCA THREAD	PARAFUSO/PORCA SCREW/NUT	KG
PN.633	30	50	M10	GALVANIZADO · GALVANIZED	0.070
PN.633 I	30	50	M10	INOX · STAINLESS STEEL	0.070

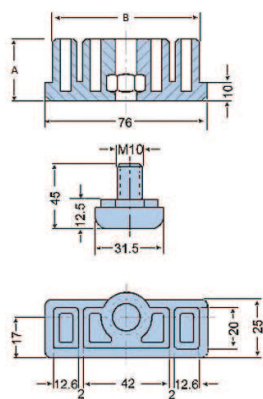


PN.634

Pés reguláveis retangulares em poliamida (PA) preta com parafuso/porca em aço galvanizado ou inox

Black polyamide (PA) rectangular adjustable feet insert with galvanized or stainless steel screw/nut

	A	B	ROSCA THREAD	PARAFUSO/PORCA SCREW/NUT	KG
PN.634	28	55.8	M10	GALVANIZADO · GALVANIZED	0.070
PN.634 I	28	55.8	M10	INOX · STAINLESS STEEL	0.070



PN.635

Pés reguláveis retangulares em poliamida (PA) preta com parafuso/porca em aço galvanizado ou inox

Black polyamide (PA) rectangular adjustable feet insert with galvanized or stainless steel screw/nut

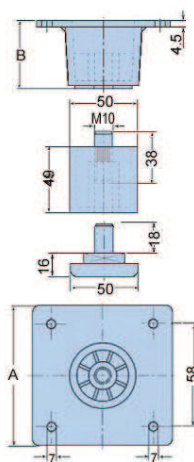
	A	B	ROSCA THREAD	PARAFUSO/PORCA SCREW/NUT	KG
PN.635	30	71	M10	GALVANIZADO · GALVANIZED	0.080
PN.635 I	30	71	M10	INOX · STAINLESS STEEL	0.080

PN.640

Pés reguláveis de 120mm em poliamida (PA) preta com parafuso/porca em aço galvanizado

Black polyamide (PA) 120mm adjustable feet with galvanized steel screw/nut

	A	B	ROSCA THREAD	PARAFUSO/PORCA SCREW/NUT	KG
PN.640	85	52	M10	GALVANIZADO · GALVANIZED	0.240

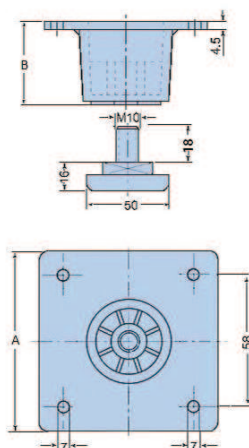


PN.641

Pés reguláveis de 70mm em poliamida (PA) preta com parafuso/porca em aço galvanizado

Black polyamide (PA) 70mm adjustable feet with galvanized steel screw/nut

	A	B	ROSCA THREAD	PARAFUSO/PORCA SCREW/NUT	KG
PN.641	85	52	M10	GALVANIZADO · GALVANIZED	0.130

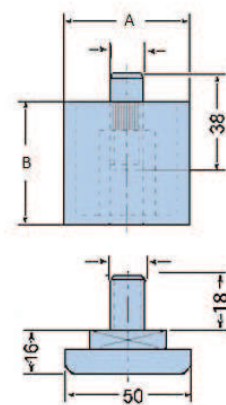


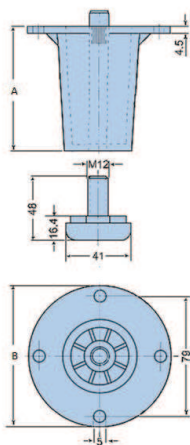
PN.642

Pés reguláveis de 65mm em poliamida (PA) preta com parafuso/porca em aço galvanizado

Black polyamide (PA) 65mm adjustable feet with galvanized steel screw/nut

	A	B	ROSCA THREAD	PARAFUSO/PORCA SCREW/NUT	KG
PN.642	50	49	M10	GALVANIZADO · GALVANIZED	0.160
PN.642-1	50	49	M12	GALVANIZADO · GALVANIZED	0.160



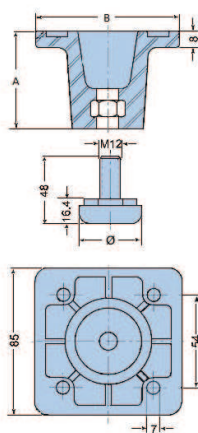


PN.643

Pés reguláveis de 120mm em poliamida (PA) preta com parafuso/porca em aço galvanizado

Black polyamide (PA) 120mm adjustable feet with galvanized steel screw/nut

	A	B	ROSCA THREAD	PARAFUSO/PORCA SCREW/NUT	KG
PN.643	100	100	M12	GALVANIZADO · GALVANIZED	0.230

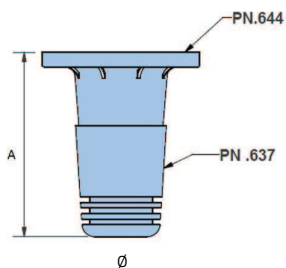



PN.644

Pés reguláveis de 70mm em polipropileno (PP) com parafuso/porca em aço galvanizado

Polypropylene (PP) 70mm adjustable feet with galvanized steel screw/nut

	A	B	Ø	ROSCA THREAD	PARAFUSO/PORCA SCREW/NUT	KG
PN.644	53	85	41	M12	GALVANIZADO · GALVANIZED	0.160
PN.644 C	53	85	41	M12	GALVANIZADO · GALVANIZED	0.160



PN.644-1

Pés reguláveis de 90mm com suplemente em polipropileno (PP) preto e parafuso/porca em aço galvanizado

Black polypropylene (PP) 90mm adjustable feet with supplement and galvanized steel screw/nut

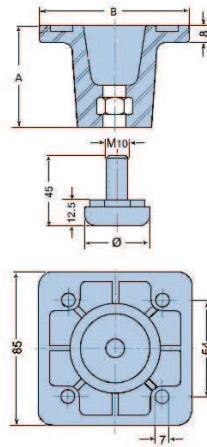
	A	B	Ø	ROSCA THREAD	PARAFUSO/PORCA SCREW/NUT	KG
PN.644-1	90	-	41	M12	GALVANIZADO · GALVANIZED	0.180

PN.644-2

Pés reguláveis de 50mm em polipropileno (PP) com parafuso/porca em aço galvanizado

Polypropylene (PP) 50mm adjustable feet with galvanized steel screw/nut

	A	B	ROSCA THREAD	Ø	PARAFUSO/PORCA SCREW/NUT	KG
PN.644-2	37	85	M10	40	GALVANIZADO · GALVANIZED	0.120

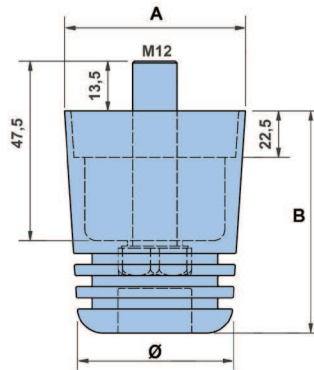


PN.637

Suplemento em polipropileno (PP) preto para pés reguláveis PN.644

Black polypropylene (PP) supplement for adjustable feet PN.644

	A	B	Ø	ROSCA THREAD	PARAFUSO/PORCA SCREW/NUT	KG
PN.637	49	60	41	M12	GALVANIZADO · GALVANIZED	0.080

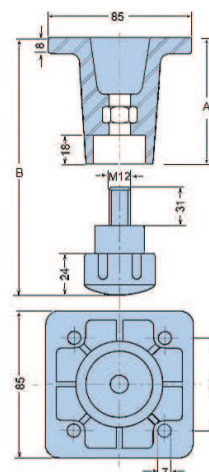


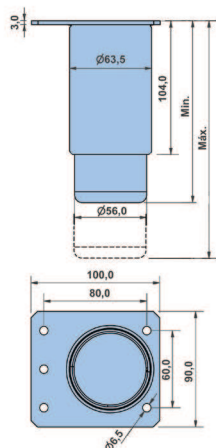
PN.645-646

Pés reguláveis em polipropileno (PP) e parafuso/porca em aço galvanizado ou inox

Polypropylene (PP) adjustable feet with galvanized or stainless steel screw/nut

	A	B	ROSCA THREAD	PARAFUSO/PORCA SCREW/NUT	COR COLOUR	KG
PN.645	70	105	M12	GALVANIZADO · GALVANIZED	PRETO · BLACK	0.190
PN.645 C	70	105	M12	GALVANIZADO · GALVANIZED	CINZA · GREY	0.190
PN.645 I	70	105	M12	INOX · STAINLESS STEEL	PRETO · BLACK	0.190
PN.646	120	155	M12	GALVANIZADO · GALVANIZED	PRETO · BLACK	0.215
PN.646 C	120	155	M12	GALVANIZADO · GALVANIZED	CINZA · GREY	0.215



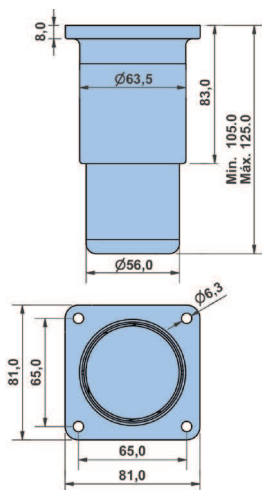


PN.540-541

Pés reguláveis em inox com base em aço galvanizado

Stainless steel levelling feet with galvanized steel mounting plate

	MIN.	MÁX.	KG
PN.540	130	200	0.430
PN.541	190	240	0.460

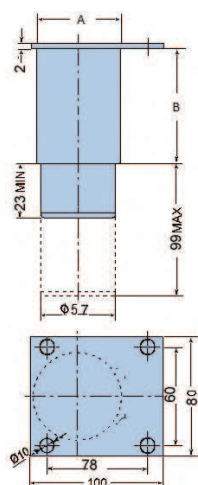


PN.545

KG 0,225

Pés reguláveis em inox com base em poliamida (PA)

Stainless steel levelling feet with polyamide (PA) mounting plate



PN.675

Pés reguláveis em inox AISI 304

Stainless steel AISI 304 levelling feet

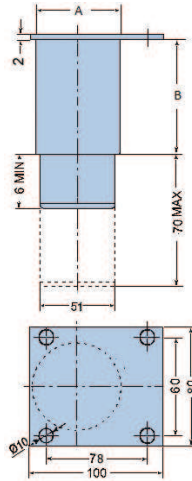
	A	B	MIN - MÁX (MM)	Ø	KG
PN.675	66	107	130 - 206	58	0.460

PN.681

Pés reguláveis em inox AISI 304

Stainless steel AISI 304 levelling feet

	A	B	MIN - MÁX (MM)	PRÉ-REGULAÇÃO PRE-REGULATION	Ø	KG
PN.681	58	87	100 - 150	100 MM	50	0.380

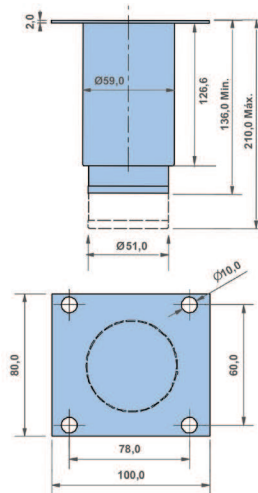


PN.683

0,400

Pés reguláveis em inox com base centrada

Stainless steel levelling feet with centered mounting plate

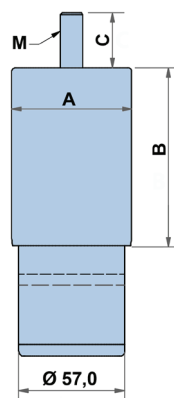


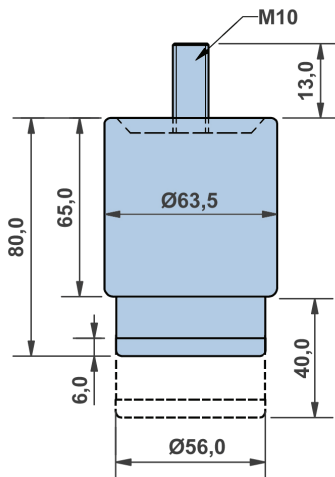
PN.671-684

Pés reguláveis em inox com parafuso galvanizado

Stainless steel levelling feet with galvanized screw

	A	B	C	ROSCA THREAD	MIN - MÁX (MM)	KG
PN.671	65	110	19	M10	130 - 210	0.375
PN.682	64	93	19.5	M12	134 - 195	0.380
PN.684	64	93	19.5	M12	103 - 165	0.325

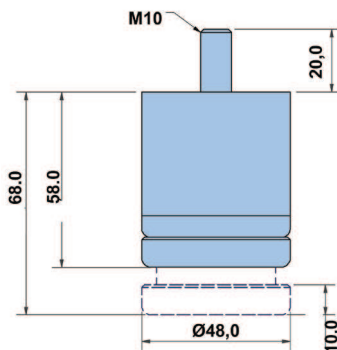




PN.688

Pés reguláveis em inox AISI 304 (Min-80 / Máx-100mm)
Stainless steel AISI 304 levelling feet (Min-80 / Max-100mm)

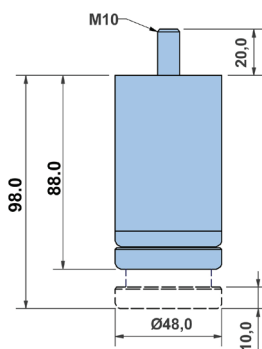
	ROSCA THREAD	PARAFUSO SCREW	
PN.688	M10	GALVANIZADO · GALVANIZED	0.210



PN.695

Pés reguláveis em plástico e em inox
Adjustable feet in stainless steel and plastic

	ROSCA THREAD	PARAFUSO SCREW	
PN.695	M10	GALVANIZADO · GALVANIZED	0.110



PN.696

Pés reguláveis em plástico e em inox
Adjustable feet in stainless steel and plastic

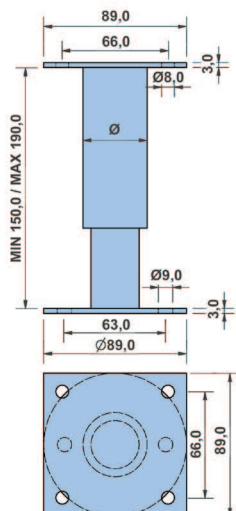
	ROSCA THREAD	PARAFUSO SCREW	
PN.696	M10	GALVANIZADO · GALVANIZED	0.150

PN.745 - PN.745-1

Pés reguláveis em inox com base de fixação ao solo
para máquinas e equipamentos
Placa de fixação ao móvel em aço pintado

*Stainless steel equipment legs with flange for floor fastening
Mounting plate in painted steel*

	Ø
PN.745	41
PN-745-1	50



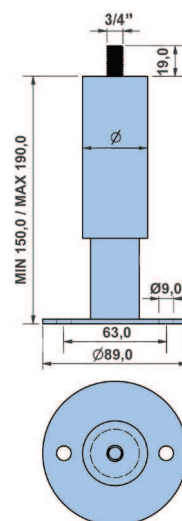
COMPONENT
HARDWARE

PN.746 - PN.746-1

Pés reguláveis em inox com base de fixação ao solo
para máquinas e equipamentos
Parafuso em aço zincado

*Stainless steel equipment legs with flange for floor fastening
Zinc plated screw*

	Ø
PN.746	41
PN-746-1	50



COMPONENT
HARDWARE

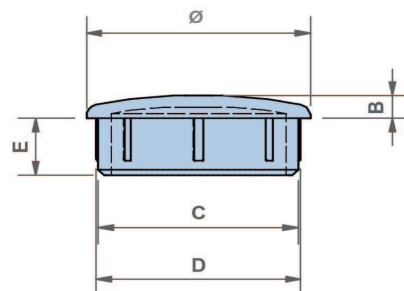
TC.16 - TC.60

Tampas em plástico preto para tubos redondos

Black plastic caps for round tubing



	Ø	B	C	D	E	KG
TC.16	16	5	13	14	9.5	0.001
TC.19	19	5	16	17	9.5	0.001
TC.22	22	5	19	20	9.5	0.002
TC.25	25	5	21	23	9.5	0.002
TC.28	28	5	25	26.5	9.5	0.003
TC.30	30	5	25	27.5	9.5	0.003
TC.32	32	5	30	28	9.5	0.003
TC.35	35	5	30.5	32.5	9.5	0.003
TC.38	38	5	33	36	9.5	0.003
TC.40	40	5	35	37.5	9.5	0.005
TC.45	45	5	40.6	42.2	9.5	0.006
TC.50	50	5	45.3	48.3	9.5	0.006
TC.60	60	5	53	56	9.5	0.008




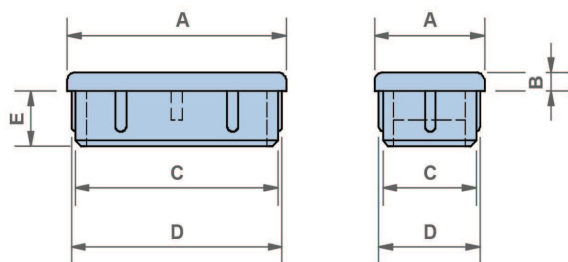

EXEMPLO DE APLICAÇÃO
EXAMPLE OF APPLICATION

TC.2525 - TC.6060


Tampas em plástico preto para tubos quadrados e retangulares

Black plastic caps for square and rectangular tubing


	A	B	C	D	E	
TC.2525	25x25	5	22.4	22.8	13.4	0.004
TC.3020	30x20	3	26.5x16.6	27.6x17.7	9.6	0.003
TC.3535	35x35	4	30.2	32.4	14.6	0.004
TC.4020	40x20	3.3	17.3x37.1	18.7x37.1	9.2	0.003
TC.4040	40x40	5	36.2	37.2	12.5	0.011
TC.5025	50x25	4.7	21.5x46.2	23.2x47.7	10.8	0.005
TC.5030	50x30	5	47x26.7	47.7x27.3	12.3	0.010
TC.5050	50x50	3.3	45.2	47.9	11.7	0.005
TC.6030	60x30	5	53.5x23.5	58.5x27.8	15.4	0.022
TC.6040	60x40	6	55.5x35.7	58.5x38.2	10.2	0.013
TC.6060	60x60	4.5	56.8	57.3	12.1	0.009



EXEMPLO DE APLICAÇÃO
EXAMPLE OF APPLICATION



EXEMPLO DE APLICAÇÃO
EXAMPLE OF APPLICATION



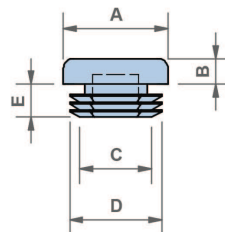
EXEMPLO DE APLICAÇÃO
EXAMPLE OF APPLICATION

TC.1616R - TC.4040Z

Tampas em plástico preto para tubos quadrados e retangulares

Black plastic caps for square and rectangular tubing

	A	B	C	D	E	KG
TC.1616R	16x16	5.3	12	13.7	10.5	0.002
TC.2020R	20x20	8.5	12	18.5	9.5	0.003
TC.2525R	25x25	8.9	20.7	23.2	14	0.003
TC.3030R	30x30	9	24.1	28.5	14.6	0.005
TC.8040R	80x40	5	74x32.7	79.7x39	13.7	0.020
TC.2020Z	20x20	5	12.4	18.7	9.6	0.003
TC.2525Z	25x25	5	21	22.8	14.2	0.005
TC.3030Z	30x30	5	24.3	27.8	14.5	0.005
TC.3535Z	35x35	5	29	33	14.4	0.006
TC.4040Z	40x40	5	31.8	38.7	14.3	0.007

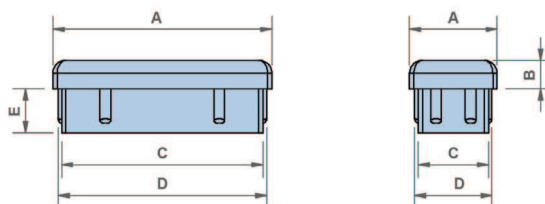


TC.3015R - TC.6030R

Tampas em plástico preto para tubos quadrados e retangulares

Black plastic caps for square and rectangular tubing


	A	B	C	D	E	KG
TC.3015R	30x15	6.8	11.8x27	12.6x27.5	8.2	0.005
TC.3020R	30x20	7	16.5x26.3	17.7x27.6	9.8	0.005
TC.3520R	35x20	10.7	31.8x17	33x17.85	9.2	0.006
TC.5020R	50x20	6.6	16.7x46.1	18x47.6	10	0.009
TC.5030R	50x30	10.4	26.7x47	28x48.2	14.2	0.009
TC.5050R	50x50	6.5	44.9	47.5	12.2	0.026
TC.6030R	60x30	10.5	56.5x26.5	57.5x27.5	16.0	0.014


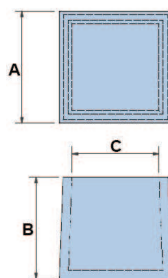


PN.650-654

Pé de borracha para tubo quadrado

Rubber foot for square tubing

	A	B	C	 KG
PN.650	48	44	38	0.060
PN.654	35	29	28	0.015





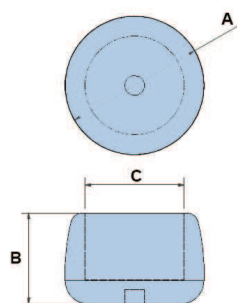
EXEMPLO DE APLICAÇÃO
EXAMPLE OF APPLICATION

PN.651 - PN.653-1

Pé de borracha para tubo redondo

Rubber foot for round tubing

	A	B	C	 KG
PN.651	63	40	43	0.080
PN.652	59	47	38	0.080
PN.653-1	63	39	50	0.070




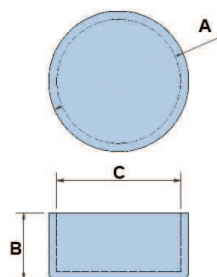
EXEMPLO DE APLICAÇÃO
EXAMPLE OF APPLICATION

PN.653

Pé de borracha para tubo redondo

Rubber foot for round tubing

	A	B	C	 KG
PN.653	56	26.5	50	0.035



EXEMPLO DE APLICAÇÃO
EXAMPLE OF APPLICATION



mm



Kg



mm

Não é permitida a reprodução integral ou parcial do catálogo sem autorização expressa da Fajota, S.A.
A Fajota, S.A. reserva-se o direito de efectuar alterações aos produtos sem informação prévia.
As dimensões e pesos apresentados são meramente indicativos podendo variar ligeiramente.

*Complete or partial reproduction of this catalogue is not allowed without the express permission of Fajota, S.A.
Fajota, S.A. reserves the right to make changes to products without prior notice.
The dimensions and weights presented are merely indicative and may suffer variations.*

CONTACTE-NOS PARA MAIS INFORMAÇÕES OU VISITE O NOSSO SITE
CONTACT US FOR MORE INFORMATION OR VISIT OUR WEBSITE

FAJOTA.PT